

Tyler Elementary School

Mitchell V. Brunson, Principal
Brooks Warnick, Assistant Principal
Tracey Ndenecho, Assistant Principapal





MISSION AND VISION

At Tyler Elementary we engage, educate, and empower all learners.

OUR PROMISES

At Tyler, we promise ourselves and our students to:

- give a fresh start each day
- be responsible for all children
- promote and model positivity
- have a Growth Mindset
- communicate honestly and transparently
- believe in our students more than they believe in themselves

.

Priorities SY 17/18

- Foundational Literacy
- Student Discourse
- Aggressive Monitoring



School Overview

▪ Demographics

- 525 students (277 males/248 females)
- 99% students receiving Free and Reduced-Price Meals*
- 74% Black, 11% White, 11% Hispanic <1% Asian
- 15% Special Education...82 total students (4 self-contained autism, 1 self-contained learning support)

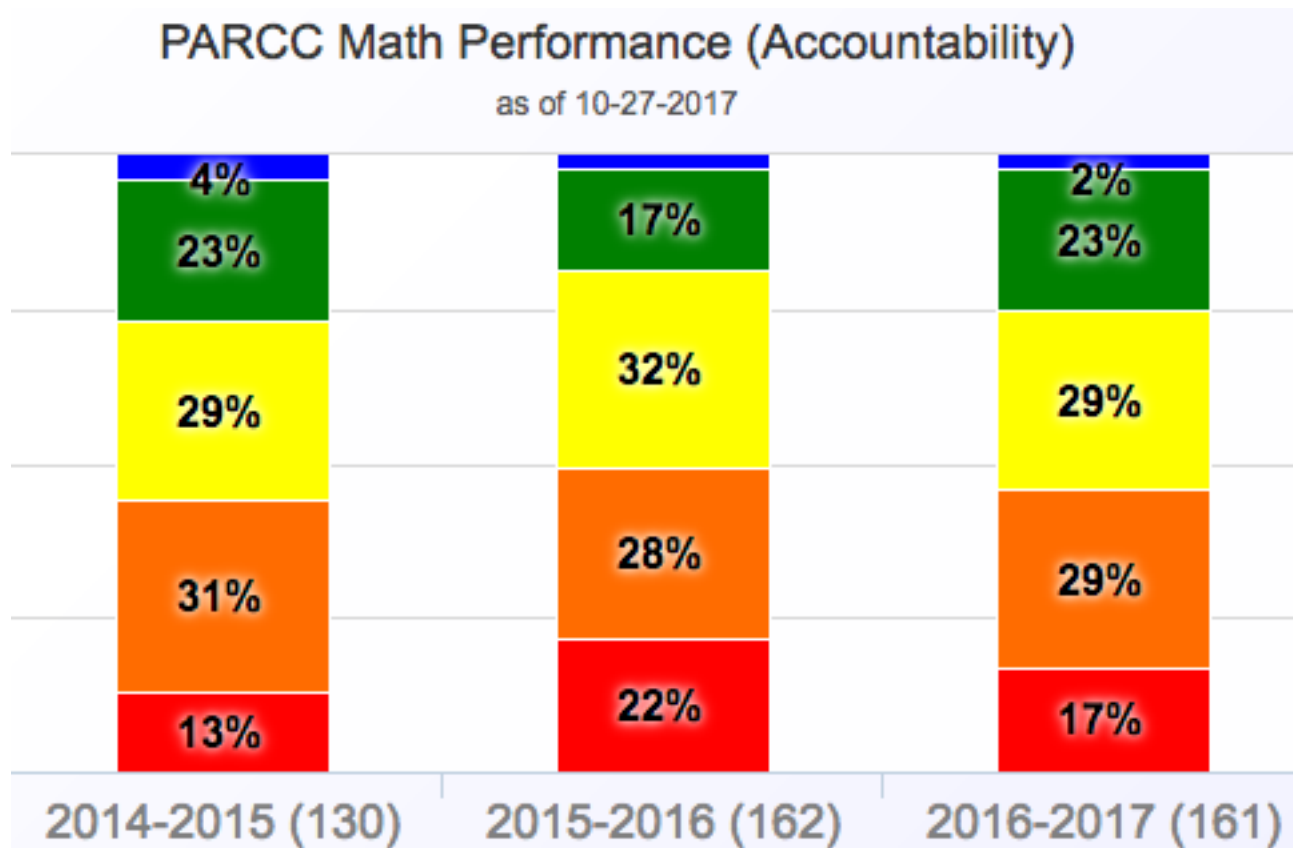
Points of Pride

- Enrollment and retention improvement
- Attendance improvement
- The Arts (Annual musicals, Spanish Film Club, Family STEAM nights, Tyler Mosaic)
- Improvement in Reading and Math outcomes
- Increase in coaching and professional development
- RTI and Enrichment and Interventions Model
- Guided reading library in English and Spanish
- Arts Integration, Creative Arts, Dual Language
- Inclusion practices in Special Education
- Enhancement of before and after school opportunities
- Increase in Family Engagement opportunities
- PBIS
- Focus on culture and climate
- Work around race, equity and implicit bias

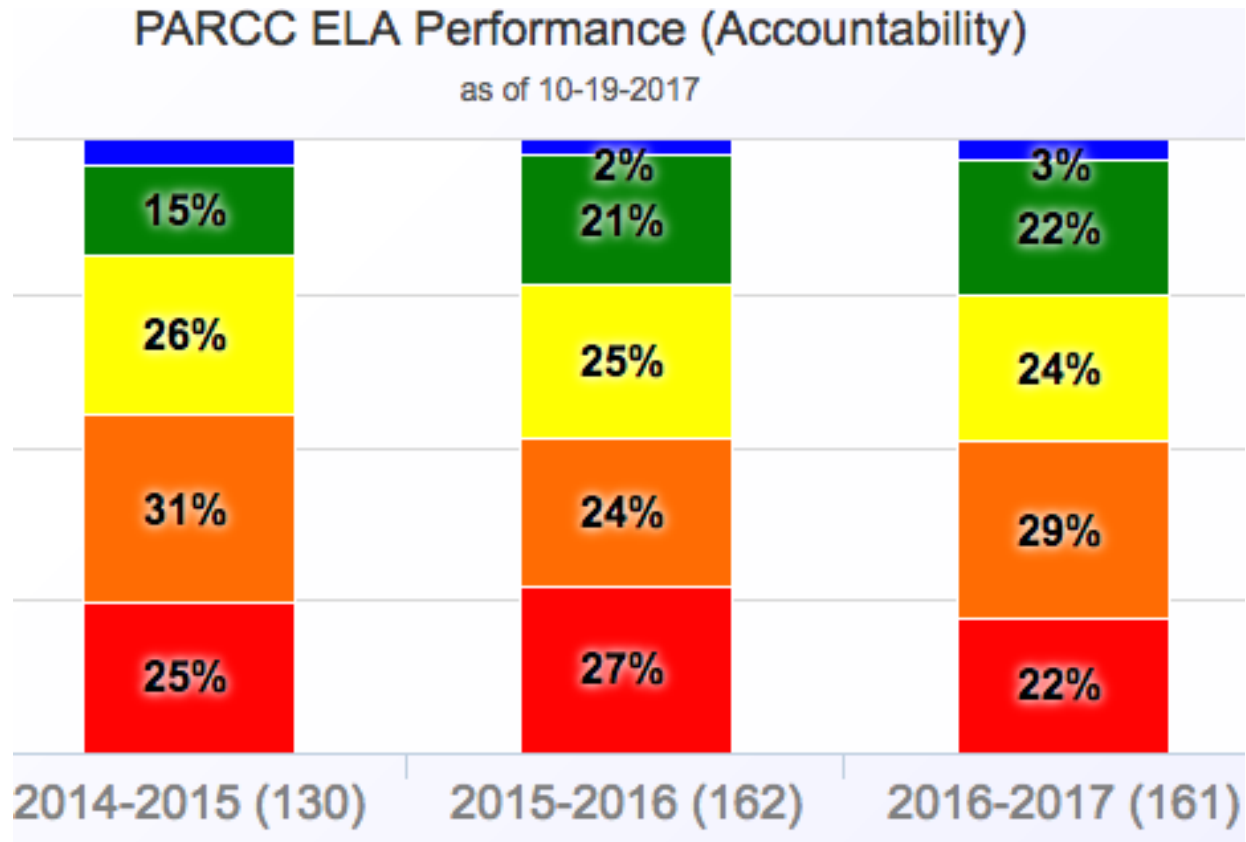
PARCC Highlights

- Proficiency growth (Level 4 and 5) in both Reading (2% growth) and Math (6% growth) from school year 15-16 to school year 16-17.
- Reduction of students scoring in Level 1 in both Reading (5% reduction) and Math (5% reduction)
- Three continuous years of growth in ELA from start of PARCC in DCPS
- 2 continuous years of growth ELA
- Tyler has moved from “Focus” status to “Focus Rising”

PARCC Data



PARCC Data



BOY School Data

B.O.Y. DATA

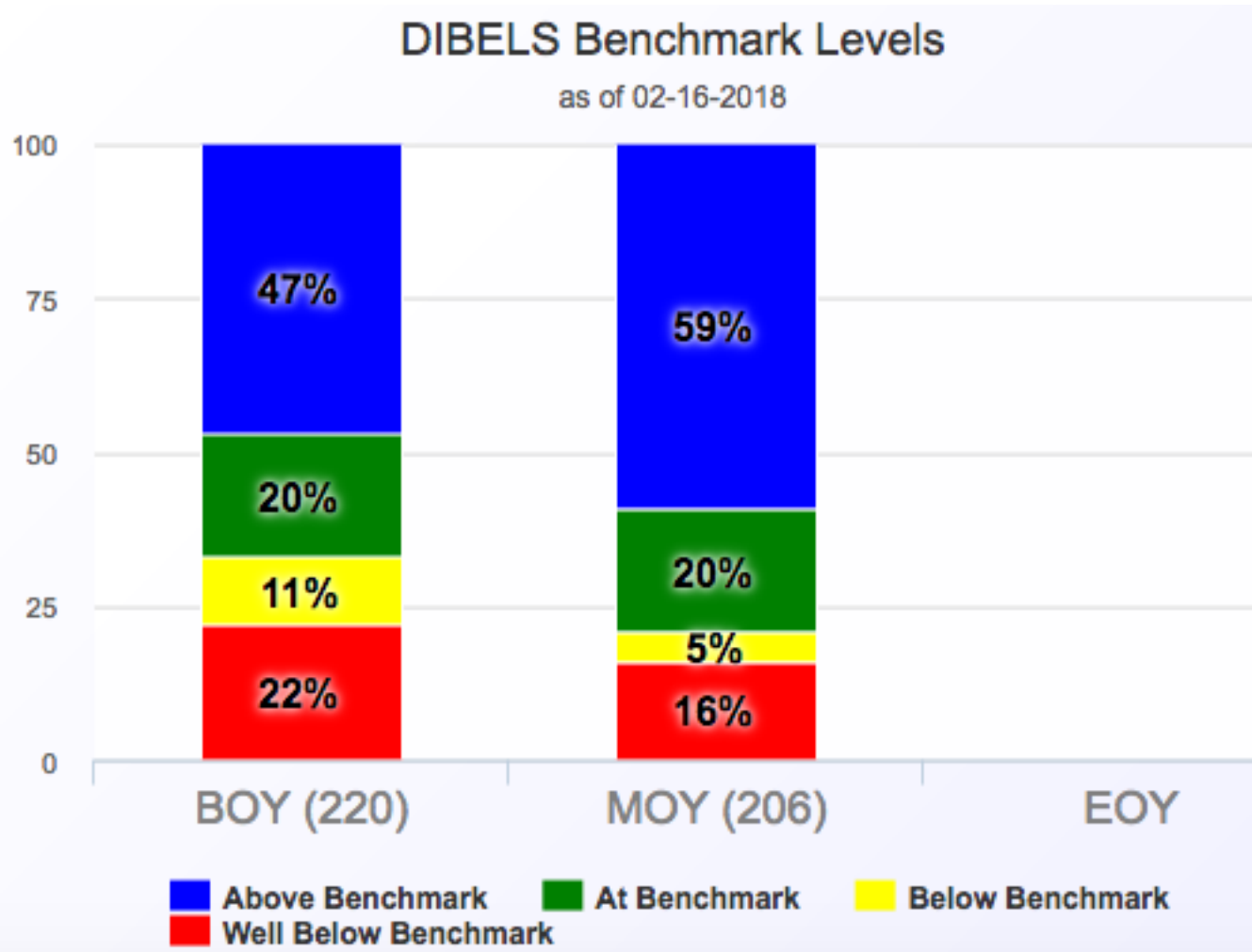
- TRC= 61% (52% BOY SY 16-17)
- DIBELS= 67% (63% BOY SY 16-17)
- I-Ready= 58% of students on level or < 1 year below (53% BOY SY16-17)
- EDL= 36% of students at or above benchmark
- ISA=96%

BOY School Data

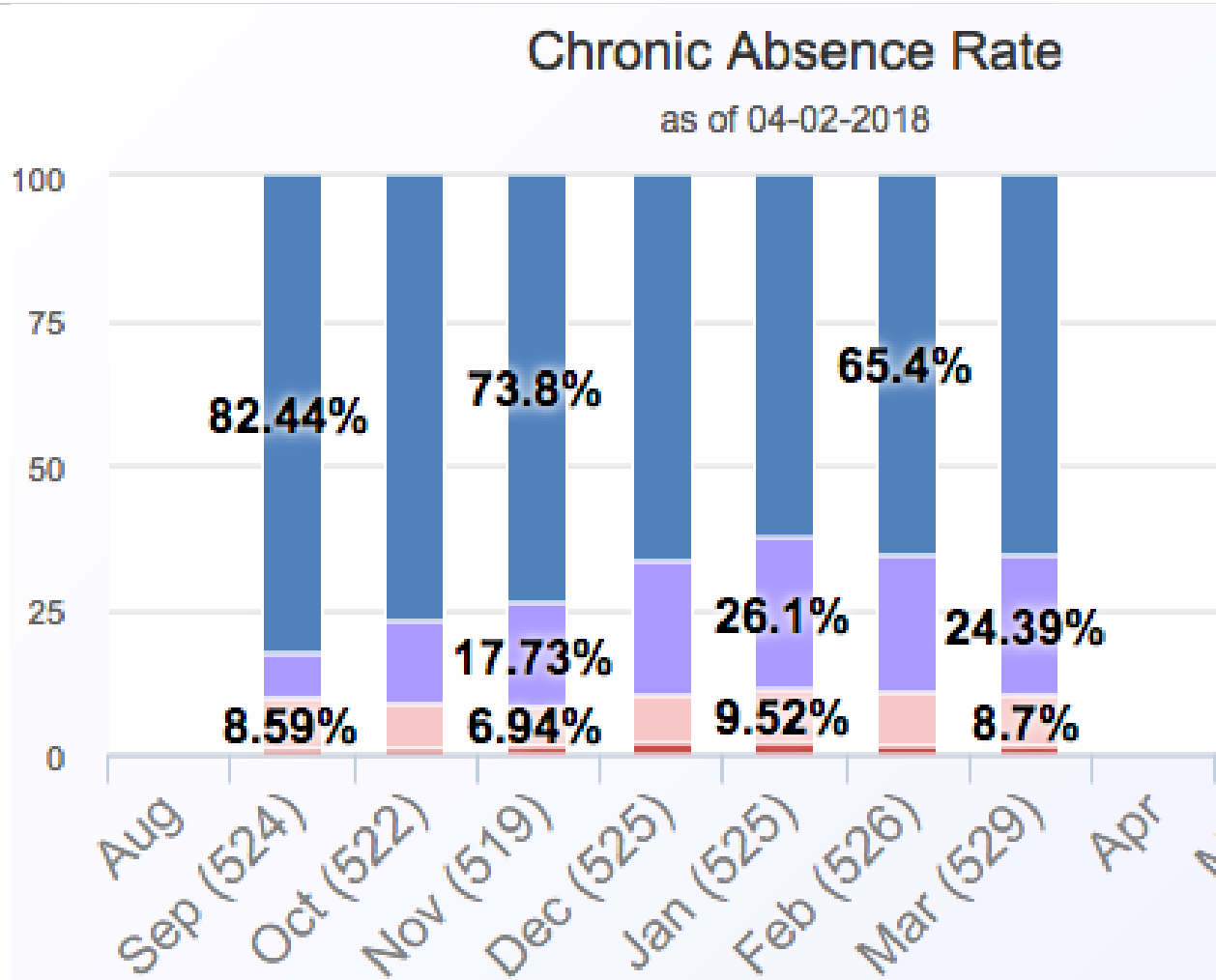
M.O.Y. DATA

- TRC= 69% proficient or advanced (up 8% from BOY)
- DIBELS=79% proficient or advanced (up 12% from BOY)
- I-Ready= 72% of students on level or < 1 year below (up 14% from BOY)
- ISA=95% (down 1% from BOY)

Point of Pride: Dibels




Area of Growth: Chronic Absence Rate



Partnerships SY 17/18

- Everybody Wins
- Math Tree
- BOKS
- Girls on the Run
- Ayanna Gregory
- ****Akin Gump****
- The Phillips Collection
- The National Gallery of Art
- Reading Corps
- Step Afrika
- Howard University
- The Capoeira Spot
- One Breath at a Time (Lashon Wilson, Yoga and Mindfulness)



tyler 
ENGAGE • EDUCATE • EMPOWER
www.tylerelementary.net